

MOONBEAMS

In This Issue

Moonbeams Pagan Debate....	2
Herb & Mineral Focus.....	5
The Nature of It.....	6
Faith Focus.....	8
Craft-EE.....	10
Calendar.....	12
To The Parent.....	13

The Earth's Celebration

Mother Earth is changing and with that change comes a time for Pagan's to celebrate with her. Mabon, Autumn Equinox, Alban Elfed, Harvest Tide, and Cornucopia are all names that are used for this holiday by different cultures and religions within the Pagan realm. Do some research of your own and see what other names this holiday goes by.

This year we'll celebrate sometime around September 21-22 according to your location and particular religion. Ask a parent or look online to find the exact date for you're religion or area.

(See Celebration pg. 3)

Assignment: Learn Nature's Signs

All of nature is preparing for the seasonal change. Some of this preparation is very easy to see and can probably be found by just looking into your own backyard. If you look farther you can find so much more going on. Find things on the list below to observe over a couple of weeks and see exactly what they are doing to prepare.

Trees (not the leaves, just the roots & bark)

Bugs (there are many kinds of these)

Grass (different types)

Small Ground Wildlife

Plants or Bushes

The Earth Itself (ground temp, sun rise & setting times, etc.)

Use your findings to write an article or fictional story or simply make a comparison. Send it in to Moonbeams to share with others.

Paganmoonbeams@yahoo.com




Check around and see when it's coming to your area!



Training A Teen

Next call the
quarters.



Hello can I talk to
the cardinal points



Not with the cell
phone!



Today's Famous Pagans

Did you know there are many famous people today who have declared themselves to be in one of the Pagan religions? They are your favorite singers, movie stars, writers, and others that you look up to today.

Avril Lavene, Richard Greer, Rosanne Barr, D.T. Steiner have all either claimed or been proven to be Pagans. Although these are people you may never see or hang out with they do share a common thread with you.

Do some research on your own to find out if any of the famous people you find important is a Pagan. Learn more about their personal life and follow them on their path, maybe even keep a scrapbook of your findings.

Make a special point of supporting them by buying their books or movies, watching them, joining their fan club, or simply sending them some email commending them on being so open on their Paganism.

Moonbeams Pagan Debate

Paganism Going Public; Good or Bad?

Being a Pagan has more or less been handled as a private matter. It was important to many of the older Pagans to stay to themselves to keep things private and safe from corruption. Younger Pagans seemed to keep the religion private for a totally different reason.

We are now living in a time when things are definitely changing. There are many Pagan based religions going public. We have found churches of different faiths dotting the world and many people of Pagan faith talking freely to the press, and other media about their religion. Pagan based organizations, radio stations, and TV shows are popping up and with each day new ways are being found to go public with a religion that has been so private in the past.

Is it really a good thing to go public with the religion? Will it cause damage to the religion as a whole? Send in your answer to this question and include the reason you feel this way. Your answers and thoughts as will be posted in the next issue's Moonbeams debate.

Paganmoonbeams@yahoo.com

Celebration

(Continued from pg. 1)

Customs and traditions of the fall celebration are usually related to the harvest: Offerings to the land, preparing for cold weather, cutting willow wands, leaving apples upon burial cairns & graves, walks in forests, gathering seed pods and dried plants, fermenting grapes to make wine, picking ripe produce and bundling stalks of grain. Find out what the traditions are in your religion and see which traditions are carried out in your own home.

The faces of this holiday are many and have their roots in both the past and present.

Astrology:

Astrology determines this holiday as the time when the sun moves into the astrological sign of Aries.

Nature:

In nature this holiday is marked by the beginning of winter preparation by wildlife.

Science:

Science determines when this holiday occurs based on how the earth tilts on its axis. This new relationship between earth and the sun is the birth of a new season.

Track Your Equinox:

During the Equinox the sun rises exactly in the east and sets exactly in the west. This causes 12 hours of daytime and 12 hours of nighttime. Check these two facts on the Equinox and prove them right or wrong!

Study your God or Goddess:

This holiday has many a God and Goddess connected to it. Get a list of which ones are in your religion from your parents, pick your favorite, and do your own research on him or her! You could also learn about a God or Goddess of a different Pagan religion.

HOW WILL YOU CELEBRATE?

In Private

where you do your own ritual or celebration alone.

Small Group

just you and the family, for instance.

In Public

by joining a public celebration where others can look on.



See The Earth Spin


Measure the Earth Spinning on it's axis by measuring the length of a shadow before & after your local solar noon!

Which way will you celebrate? Ask the people that you know who celebrate this holiday and see what they are doing. Chart or graph the results. You could also write in and share your holiday tradition with other readers of Moonbeams!

Paganmoonbeams@yahoo.com

Altar Tools Crossword

Most every Pagan religion uses an altar and they each have different items they place on it. Do the following crossword puzzle using the clues on the next page to find out they are. Make a list of the things you use on your altar and see how many of them are in this puzzle. Can you figure out what religion uses the things you don't?



Altar Tools Crossword

Clues to use with the crossword puzzle on page 4

ACROSS

- Made of wax, with a wick
- Vegetable, Olive, & Coconut ____
- Resembles a straw broomstick
- Light it and smell the aroma
- Eat your cereal in it
- Gives insight of the future
- From the forest; paper is made of this
- In the form of a cup
- A hard figure resembling someone important

DOWN

- Magic stick; magic ____
- In the ground; it holds water
- Resembles a small cooking pot
- Small dagger
- Ring a ____; ____ tower
- Shows your refelection
- This covers a table; table ____
- ____ and pepper
- Can a cover kitchen floor
- Used for cutting mistletoe

Herb Focus: Lemon Balm




Color: green stem & leaves with very small white flowers.

Location: found about anywhere in the U.S. and in a lot of places overseas.

Common Use: Treat cold sores by squeezing the juice from this plant and apply it directly to the skin.

** As with all natural medicinal items and purposes be sure to clear it with an adult before using.

Mineral Focus: Amethyst



Color: hazy purple.

Classification: Crystal; grows inside other rocks.

Location: found about anywhere in the U.S. and in a lot of places overseas.

Common Use: Place under your pillow to ward off nightmares and unwelcomed thoughts.

** *Crystal Healing is an aquired art and shouldn't be practiced without parental permisso and/or guidance.*

The Nature Of It



- Use a hand lens or magnifying glass to see things close up
- Observe things from different angles by shifting your position
- Take the time to notice the small things and not just the large easy to spot things
- Take interest in different levels. From the tiny activity on the ground to the way the tree tops move

Ishi

In Northern California during the 1920's a man by the name of Ishi was found wondering around.

The man had lived in the high mountains since he was a boy. He was considered a true Stone Age man because he had never used any tool not made of stone or wood.

There were a lot of remarkable things about Ishi but the most amazing thing was his relationship with and his ability to read nature.

Within a few minutes of being in the woods he would know about the animals around him; where they were and what type was there. And he always knew where water was.

Ishi had become one with nature – this is one of the main goals of all Pagans. This section of Moonbeams is an effort to give you tools to will aid you in your journey to this goal!

TEXTURES

Textures in nature are not only for protection but they can also show us evidence of growth and tell its history.

When looking in a particular nature area see if you can find signs of a hard winter, drought, or a great growing season.

SMELLS

Pay attention to the smells, they can tell you a lot. Certain smells can be a sign of an animal nearby, or of weather coming, or even an event that will soon take place.

Watch for animals and plants acting or looking strange. Pay attention to the next thing that happens in order to learn its smell!



- Learn the difference between a call and a song; all birds call.
- Watch for bird predators and observe what birds do when they are approached by the predator.
- Kiss the back of your hand loudly to attract birds; this will help you observe some of their actions in the wild.

SHAPES & SYMMETRY

You can group things in nature together in many ways; shapes, symmetry, and patterns are three ways. Do this often and you will soon find that the groups themselves have certain characteristics. This can help you read things you have not seen before..

Beings of Worlds

By: Jackal Moon

Many realms
Few have seen.
Some here, some there
Some in-between.
These realms have beings
Our eyes cannot see.
They walk on our world
Unnoticed to all but a few.
These few guard their secrets well.
These beings are not to be feared
But befriended.
Anyone can find these creatures.
One only needs to know
Where to look.

Studying the Poem

This poem could relate to any Pagan religion. How does this poem relate to your religion?

The poem could make you feel comfortable, scared, or even a combination of many different feelings. How does it make you feel after reading it?

Reread the poem slowly, what Pagan message do feel it could be telling you?

Print free Pagan Coloring Books from Eliza Fegley:
<http://www.sacredspiralkids.com/color/index.html>

Pagan Music – A Lasting Impression

Pagan music has been very popular throughout the years. This popularity seems to be climbing to the top lately. Every band brings their own beliefs into their music.

Many have gone back to the roots of music etiquette by playing for their fans locally in homes and coffee houses. People tend to appreciate this approach and feel more connected to the bands, their music, and the message their music is teaching.

A very famous and rising band is **Gaia Consort**. They can be categorized as a ‘roots’ band that has captivated a worldwide audience. The big labels may want this band, but they will not sell out for the money.

If you haven’t heard any music by the Gaia Consort, you should listen to it. See if it

moves your soul and how the words may captivate you at the same time.

Each song can become a lesson as well as a means for you to express your own energy. While you are listening:

- See if you can identify the instruments in the song.
- Find the meaning of the song and decide how it applies to you.
- Compare songs and the messages they send throughout the years.

Gaia Consort
Performs in Pacific
NW, Canada & U.S.A.

If possible be sure to
catch their concert !



Materials Needed: <http://www.gaiaconsort.com/lyrics.html>
** have an adult approve songs before using them for this project

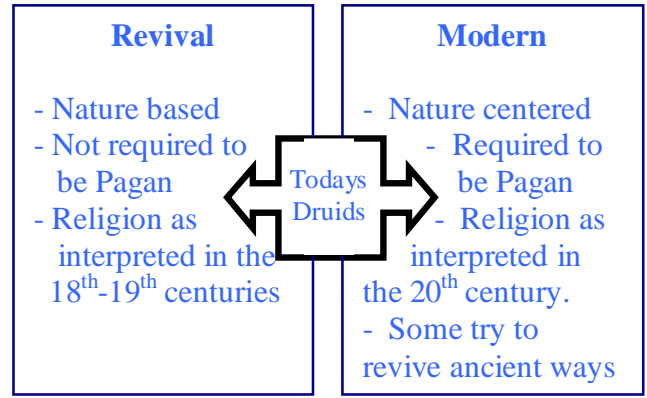
Faith Focus: Druidism

Overview

Originates from the ancient Celtic religion. Took on the name Druid because the druid caste had the most educated and faithful followers during that time.

Believers are very connected to nature and the local gods that belong to it. The religion itself has grown tremendously in the last 20 years. Very popular in Europe.

Look up the word 'caste' in the dictionary!



Learn about the many symbols connected to Druidism in this **Facts of Symbols** workbook:
<http://www.geocities.com/oitbme/SymbolWB.pdf>

Cuchulain

Ireland's Mightest Warrior who changed into a scary beast when he fought

A great king of Ireland who reigned for 40 years and came from the land of the giants across the ocean. He was named Lug and had a child with the wife of the king of Ulster by way of magic. The wife and child lived with Lug for a little while then returned to the land of Ulster. The baby boy, Setana, was raised as a child to Sualtam, the king of Ulster. Setana ran away when he was 7 to live with his uncle, King Conchobar where he was taught by Ulster's 7 greatest warriors and poets. He learned so well that by the time he was 12 he was stronger than most men.

His favorite game was Hurley, and he played it often with his friends. One day while playing the king's men passed by on their way to a feast for the kingdom's greatest warriors at Culan's home. They invited Setana to join them and he said he would once his game was over. The king and his men went on to the feast and forgot to tell Culan that Setana would be coming. Culan let out his most ferocious dogs to protect his land during the feast. When the game of Hurley was over Setana found his way to Culan's hall and ran into some very mean dogs. Being the strong warrior that he was Setana fought the dogs. The men of the feast rose up at the sound of the dogs remembering then to tell Culan how they forgot to tell him the boy was coming and that Setana must have encountered the dogs. When the men finally got to the site of the encounter the dogs were dead. Culan was so sad that his land could not be protected that Setana offered to stay and act as his dog until puppies could be raised to take over the job. This is how Setana got the name Cuchulain (dog of Culan).

There are many other stories of Cuchulain in Celtic mythology that are told often to Druid children.

*A good beginner book for other ancient Celtic mythology would be **Celtic Myths & Legends** by Philip Ardagh*

Newsletter Scavenger Hunt

For this month's scavenger hunt see if you can find the entire alphabet (in capitals) within the pages of the newsletter.

Use your highlighter to highlight them and mark the letters off below to keep track of the one's that you have found.

A B C D E F G H I J K L M
N O P Q R S T U V W X
Y Z



The Harp



The harp may be the most widely used Pagan string instrument. Harps can vary in size from something sitting on your lap to a large one bigger than you.

The earliest harp found was made around 2500 BC in Ancient Egypt. Harps have been played by almost every culture since then.

Harps themselves come in many different styles, a lot of them are named after the culture or area where they were used the most.

The sound of a harp is something easy to pick out when listening to music and hard to forget as well.

If you know how to play a piano, then you will know a lot about playing a harp because the keys operate the same. In fact there are only a few different notations you need to learn when reading music that is made for the piano while learning how to play a harp.

This month focus on this magical instrument by doing one or more of the assignments below:

- Distinguish between the different harp styles
- Play a harp
- Go to a live performance to see a harp played
- See how a harp is made (person, tape, or online)
- Look at the different types of harps (string types)
- Find out or write a report on a famous Harpist
- Trace the history of the harp
- Question or Interview someone who plays a harp
- Visit a harp factory or warehouse
- Find the harp sounds in Pagan music
- If you play one already write or play a new song
- Find out about famous harpist in your religion

Craft – EE

By: Shannon Donaldson

Ritual Rattles can be found in both Native American and Polynesian traditions. Ritual rattles were used to frighten evil spirits, drive out sickness, purify ritual space, and to honor or invite ancestors to participate in the ritual itself.

*Make your own **Ritual Rattles** and decorate them according to your families traditions.*

Gourd Ritual Rattles

Supplies

Autumn Gourd
Cutting Tool (Grown-up help or supervision)
Craft Paint
Leather String
Nuts, Rice, or small Beads
Beads, Feathers, or other decorating supplies

Directions

Cut a hole in the side big enough to use a spoon to take out the inside. Be sure to get all the insides out fill the hollow gourd with the rice, nuts, or small beads enough to make the noise you want. Cover the hole with with leather patch or paper mache'. Once glue dries completely paint and decorate it.

** Take time and put a lot of thought into decorating; remember this is your personal ritual rattle.*



Paper Mache' Ritual Rattles

Supplies

Newspaper
Large Bottle Glue
Balloons (various sizes)
Craft Paint
Leather String
Nuts, Rice, or small Beads
Beads, Feathers, or other decorating supplies
** 2 days drying time required*

Directions

Blow up the balloons to the size you want then use the balloons to make a rattle shape (one round and one long one will work) by taping them together. Prepare the newspaper by tearing them into 1 to 2 inch strips and put aside. Fill a large bowl half way with warm water then add $\frac{1}{2}$ to $\frac{3}{4}$ of glue to the water. Mix up with stick or wire whisk until all the glue is desolved. Cover the balloon completely with the paper strips saturated with the water/glue mixture (dip the paper strips in the mixture). Be sure there is no holes where you can see the balloon. Allow it to dry then repeat the covering process 3 or 4 more times allowing it dry completely after each covering stage. When dry cut a small hole in the side of the round part and pop the balloon (if it hasn't already done so) and remove it from the rattle. Fill with desired material and plug up your hole with more paper mache'. Once the hole patch is dried paint and decorate the rattle.

** Take time and put a lot of thought into decorating; remember this is your personal ritual rattle.*

Enhance The Craft: <http://www.motley-focus.com/spirittech.html>

What's a Witch's favorite subject in school?



***SPELL** ing*

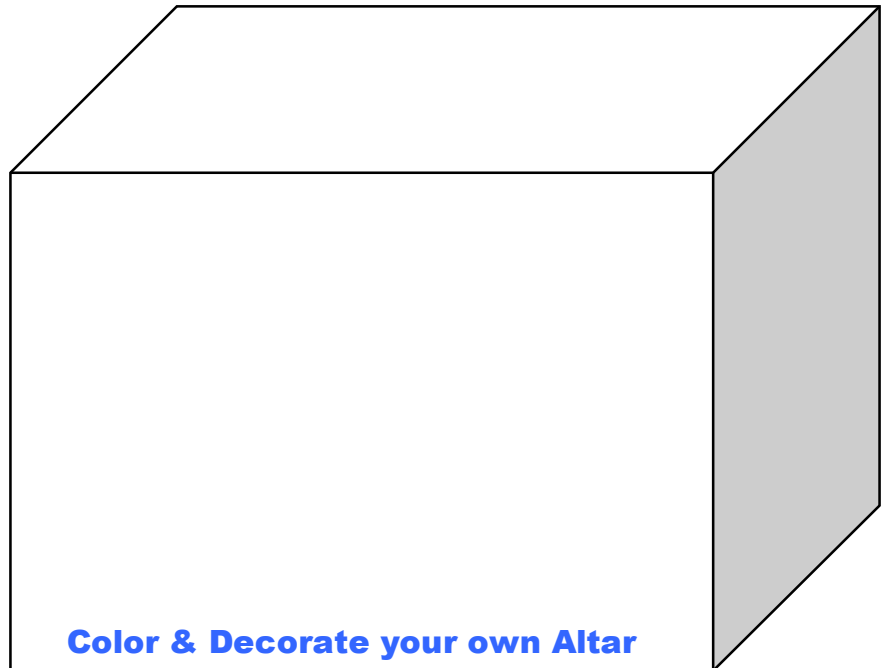
**The Art of Nature:
Nature Feeling Drawings**

With nature changing clothes it is a great time to get out there and find your own inspiration. There is nothing better to celebrate the season than to actually feel it.

Take your chosen mediums (crayons, paint, colored pencils, paper, pressed grocery bag, etc.) and find a place surrounded by nature. Take your time finding it to assure that you feel it instead of the spot merely being eye candy.

Sit in nature itself and feel it as you create your own artwork masterpiece. Don't just draw what is around you, draw how you feel; whatever that becomes on paper.

This may be something that you do over and over until you get a good feeling. Be sure to add your best project to a special place in your private area or near your altar.



Color & Decorate your own Altar

For more Altar Zing try decorating online:
<http://www.spiralgoddess.com/MyOwnAltar.html>

**WORMY'S BOOK REVIEW:
Out Of The Ocean;** Debra Frasier



Ages 9-12: This is a simple picture book that can be appreciated by any level. It is about a mother and daughter who find gifts that nature has given them all along the ocean each day. It is amazing to see how each of the gifts can be made into useful things. After reading this book, you too can try to search for a gift from nature each day of the week and keep a journal of your educational and magical journey.

September 2007 Pagan Calendar

Monday

Tuesday

Wednesday

Thursday

Friday

Saturday

Sunday

						1 End of Hazel Celtic tree month Septimontium Moon enters Taurus	2 Start of Vine Celtic tree month Saturn enters Virgo
	3 Moon enters Gemini	4 Ludi Romani LAST QUARTER	5 Mercury enters Libra Moon enters Cancer		6 Pluto turns direct Moon enters Leo	7 Venus turns direct	8 Day of Herman the Cherusci
	10 Moon enters Virgo	11 Partial solar eclipse NEW MOON	12 Moon enters Libra	13	14 Moon enters Scorpio	15	16
	17 Moon enters Sagittarius	18 FIRST QUARTER	19 Moon enters Capricorn	20 End of Brown bear month	21 Start of Crow month Winter Finding Moon enters Aquarius	22 Sun enters Libra Autumn Equinox	23
	24 Moon enters Pisces	25 Moon enters Aries FULL MOON	26 Mercury enters Scorpio	27 Mars enters Cancer Moon enters Taurus	28 End of Vine Celtic tree month	29 Start of Ivy Celtic tree month Moon enters Gemini	30

Legend

- Celtic
- EquinoxNSolstice
- FirstNation
- Heathen
- Moon Ingresses
- MoonPhase
- Planetary Ingresses
- Planetary Retrogrades
- Roman
- Astronomical

Xtra Things To Do

Highlight all nature events and holidays

Circle the days that have holidays or events you celebrate

Choose at least one holiday or event you aren't familiar with and do research to learn about it.

To The Parent

Just For You

Starting next month, a new volunteer will be taking over the 'To The Parent' section of Moonbeams. She has great things in mind and will be writing articles directed at raising Pagan children.

If you would like special topics addressed or have things to add of your own, feel free to email them in, we would love to hear from you!

Paganmoonbeams@yahoo.com

Include Your Children

By: Shannon Donaldson

Sometimes it is hard as parents to include our children in our sacred holidays. Our public circles don't always welcome them or they may not be able to sit still through a formal ritual. Do not let this stop you because it is a parents responsibility to teach and include children in their spirituality and celebrations. There are many ways to include your child in ritual, below are some of them:

- Alter the ritual to include things for your child to do, no matter how small it is
- Have them participate in the preparations and/or after activities such as snacks or decorations.
- Sit with them and go over what each step of ritual is and why it is done; this can be done in advance

Be sure to hold their hand and guide them through the importance of spirituality in their life and the life of the family as a whole.

Remember a family that prays together stays together!

Ritual Guidance

Late in the month of September a lot of you will be doing some form of ritual. It is an important part of spiritual growth for your children to be a part of this ritual, even if it is an onlooker.

If you haven't introduced them to ritual in the past or if you just haven't 'taught' them the procedures then use the first part of this month to do so.

There is a ritual, originally written by John Sheppard in 1983 that is designed for teaching. It can be modified to suit your particular ritual style and is called the Chocolate Ritual. This ritual does not address any real god or goddess and is designed for teaching the steps of ritual. You can find it all over the internet, but for quick reference a link to one is: <http://www.thedance.com/test/chocrit.htm>

The whole experience can be more than just educational, it can be a special time for them to bond with you and the family. You could also consider making it a more of a social event to let them know that they aren't isolated because of their religious choices as well as educate others who may not know that much about your religion as a whole.

Courses by E-Mail

There are many free e-mail classes available through About.com. They can help fill-in blank spots in your lesson plans or provide extra curricular knowledge.

It is worth a look!

<http://u.about.com/>

Wordly Wisdom: **Everything is at it's peak.**

It takes more to make one wise person now then it did to write the 7 Saga's of Ancient Greece. More is needed to deal with a single person than it took to deal with a complete race in the past.