
Index

Volume 4, Issue 7
MAY, 2011
"Music"



Topic Focus Music

News	pg. 2
Wee Pagans (grades PreK-2nd)	pg. 3
Tunes / Story	
Musical Journey	
Pandora's Recipe Box	pg. 7
Listening To Music	
Young Pagans (grades 3-6)	pg. 9
Music Superstitions	
Muse's	
Pan Pipes	
Pan Coloring Page	
God/Goddess	pg. 13
Music Gods	
Pagan Teens	pg. 14
Drum Divination	
Middle Magic	
Personal Instruments	
Pagan Resources	pg. 17
Parent Section	pg. 18
Mystical Evening	
Magickal Touch	
Puzzle Answer	

For advertising questions, comments,
submissions, and more contact:

TristA Nichols
306 W. 6th Street
Muncie, IN 47302
(765)631-3372
Paganmoonbeams@yahoo.com

We Appreciate Your Readership

Pagan Moonbeams is proudly published monthly, by an all-volunteer staff. The publisher and authors believe that this publication has been compiled meticulously and, with knowledge; however, the publisher and authors can in no way guarantee the accuracy or completeness of the information. Therefore the publishers and authors do not accept any liability for any damage resulting from actions or decisions based on the information in question.

Users of this publication are strongly advised not to use this publication as a sole means of information, but to rely on their personal knowledge and experience, to check the information to be used. Users should also be aware that statements, insights and conclusions made in good faith in articles may need to be re-considered in the light of later research and development. We cannot guarantee the accuracy of information provided by participating companies and authorities. The publisher reserves the right to combine, delete and change sections. The publisher reserves the right to edit and reuse (parts of) the articles and to distribute the information, by any means.

All right reserved. No part of this publication may be reproduced; stored in a retrieval system; or transmitted, in any form by any means, electronic or mechanical, printing, photocopying, recording or otherwise, except through the written permission of the publisher.

For more information, contact: TristA@paganmoonbeams.com

©2007/2011 Pagan Moonbeams

Instrument Test

Past holidays were celebrated with food, music, and merriment. Match the traditional European instrument with it's name. See how many you get right! Check your answers on page 20.

BLOWING HORN

BONE FLUTE

BULL ROARER

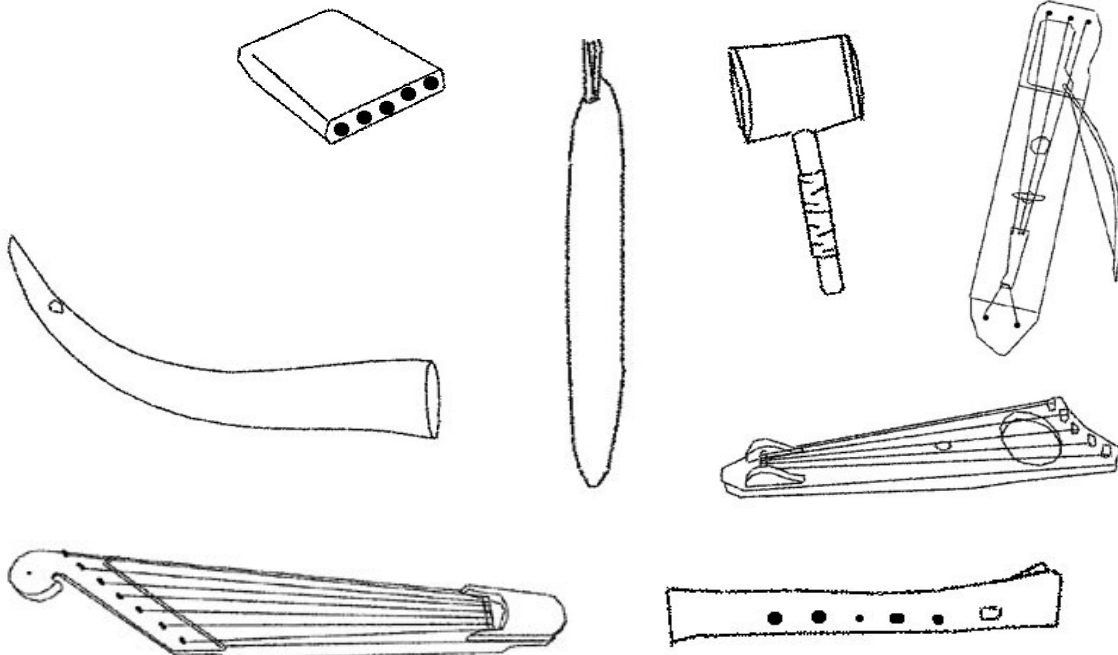
GUSLI

JOUHIKKO

KANTELE

PANPIPE

RATTLE



USAF Earth Centered Temple

The United States Air Force Academy has built an outside temple where there is a flat slab and rock seats surrounded by a stone circle. This temple was built for all earth-centered religions, also known as Pagan religions.

This is another step for Paganism in the military, a positive step. Good luck for more steps like this to happen because each one opens a new door for Paganism and the government to come together.

Pagan Moonbeams Summer Circulation

For the summer months Pagan Moonbeams will be diverting to the bi-monthly circulation schedule. Below is the topic and circulation month for upcoming issues. We will divert back to monthly schedule starting Samhain.

July 2011 Celebration Creativity
Sep 2011 Relationships

Wee Pagan

By: TristÅ

Tunes

Kaden's mother was cleaning house and listening to music. Kaden had heard the same kind of music his whole life and his mother seemed to have played it, forever. He had had enough and finally went into the living room to tell her about it.

"Mom, can you turn this awful music off?" Kaden said after standing and watching her dance around with the vacuum.

His mother looked at him, very deeply, then went over and turned her music down, not off. It was at a tone that you could hardly hear it, now. She then decided to say something to Kaden, "What is wrong with my tunes? You have never said anything before and I thought you liked them."

"They make me feel sleepy," spouted off Kaden. "They are slow and it is hard to get a beat from them."

His mother went over and turned off her tunes, then decided it was time to have a chat with Kaden about music. She didn't realize it but she had never had a talk about this subject with him before.

"Kaden, music is at the heart of everyone. There isn't a soul that doesn't like it. When it plays it helps us forget, forgive, or get out of any situation that comes along. It has been with us for as long as we know and it will probably be with us till the day we no longer exist in this world," Kaden's mother stated as she looked deep into his eyes.

"Mom, it is hard to believe that, say, cavemen and people who live in the jungle, now, have music; you are being silly." Was Kaden's reply.

His mother simply ended the conversation with a simple "huh?" Then, she went about her business, without music.

It was rather late at night when Kaden's mother awoke him. She had him put on his slippers and sit with her outside for awhile. They could both hear the crickets because they were rather loud. Kaden's mother said to him after a little bit, "Doesn't this sound like music?".

Kaden listened rather closely and blurted out, "Yes, mother, it certainly does." Kaden couldn't believe his ears; there was music and no instruments. It wasn't the kind of music he would dance to, but it was nice relaxing music.

After awhile, both Kaden and his mother became sleepy, so they went back inside and drifted off to sleep. It was a nice peaceful sleep, one Kaden was sure was so peaceful because of the music heard before bed.

Wee Pagan

By: TristÅ

Musical Journey

This month, lets take a musical journey. Follow the path below to learn about the great music that surrounds you. Be sure to have fun while you do it, too!

Step 1 / Animals

Go outside a few times throughout the day to hear the songs of the animals.

Morning: Birds are singing cheerfully. See if you can identify the different types of sounds they make.

Afternoon: Grasshoppers are making a great song, if you sit and listen. They also dance, so if you are close enough take notice of that, you can enjoy it, too.

Evening: The crickets and frogs begin to sing and play, now, so sit and take a listen. See if you can figure out which direction they are coming from, as well as the different pitches they sing and play with.

Step 2 / Wind

With the help of a man-made instrument, the wind can play such wonderful tunes. Take the time to make the craft below, then hang it outside to hear the wind play it for you, on special occasions.

Windchimes

Supplies:

Plastic Hanger

Chimes (old keys, nuts, eye screws, etc...)

Fishing line

Adult with small knife

Directions:

Have the adult make as many small cuts in the hanger's bottom/straight piece as you have chimes.

Cut the fishing line into as many strips as you have chimes; about the same length, approx. 8 in.

Tie each of the chimes to a strand of fishing line.

Tie one strand of fishing line to the hanger then pull it into the groove made by the adult earlier in the hanger.

Repeat, with the remaining chime/fishing line pieces.

Wee Pagan

By: TristA

Musical Journey

(continued)

Step 3 / You

People love music of all kinds. They have been enjoying it most of their lives, and now should be no exception. How much do you like music and making music? Make the following tom-tom drum and enjoy music as you have fun with it.

Supplies:

2 Balloons (small end cut off)

Round oatmeal container (no lid)

2 Large rubber bands

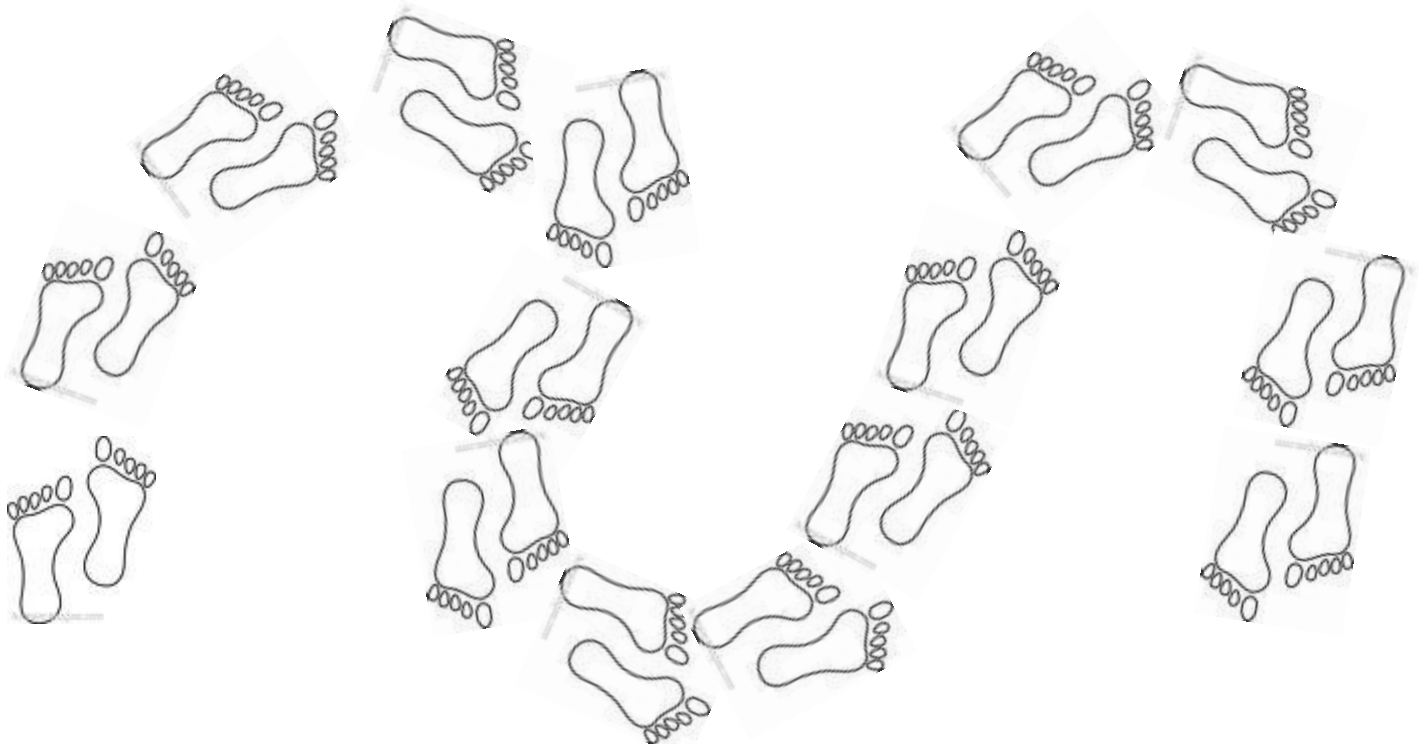
2 Unsharpened pencils with erasers

Directions:

Poke out the bottom of the container with your fist.

Stretch a balloon over the bottom of the container and while holding it use a rubber band to hold it in place. You will need an adult to help with this.

Repeat step 2 but do it over the top of the container.



As you listen to music color in the steps above in colors that come to your mind or call to you!

Pandora's Recipe Box

By: Pandora

Listening to Music

"What is Lana doing?" Edmund asked his wife, about their young daughter. He'd just walked into the kitchen, where his wife was quite literally getting her hands dirty while transplanting some herbs to larger containers. As she was working in the sink to contain the mess, which was framed by her garden windows, Lana's father was able to see his daughter, outside.

"Hmm? Lana? Oh, she's just listening to music," was the ever-so-simple answer he received.

"Jules," he began (he almost never called his wife by her given name), "as clearly as I can see her, I know there is nothing electric or electronic out there with her. So, I don't understand what you could mean by" Edmund trailed off.

Assessing her husband with a gaze out of the side of her eye, and her chin tilted in his direction, Juli couldn't help smiling. It had finally dawned on him just what she was talking about. It was nice that she didn't *a/ways* have to spell everything out for him to understand it.

Seeing her loving smile, he kissed the cheek that tilted up as a result of her facial expression, then walked directly out the door. It was almost as if he were her brave knight, walking into a cave to slay the frightening dragon, she thought to herself. Just as long as he didn't slay *their* little dragon-girl... After all, Lana had shown an affinity towards dragons since an early age.

Thankfully, instead of charging the 'dragon' that was their only child, he sat on the steps of the patio to watch his daughter. As she was enjoying herself so much, she didn't even take notice of the handsome man waiting for her. He drank up her existence every moment he could, since he and Juli had been blessed with Lana.

Unable to conceive their 'own' child, Edmund and Juli had decided to adopt a child into their family. As if meant to be, Lana came into their lives, the most beautiful Japanese little girl anyone could have ever imagined. He remembered the first time her heard her cry, he actually thought someone was piping music into the room. He *actually* heard music!

So, for his wife to tell him that Lana was listening to music where most would say none existed.....well, that made perfect sense to him. Interrupting his reverie, Lana came rushing at him, almost overwhelmed with excitement at seeing her father.

"Daddy!" she exclaimed, breathless from running at him, full-speed. She launched herself at him, and he caught her, mid-flight.

"Hello, Beautiful! My beautiful little girl. I was watching you enjoy yourself, out here."

"Oh, but the music is so wonderful."

Pandora's Recipe Box

By: Pandora

Listening to Music

(continued)

Shaking his head, he asked, "What do you hear? I want to hear the way that *you* hear it."

"Well...the wind rustling through the trees is like that Jazz drummer using brushes on the snare drum. Especially, the willow tree. But, she dances more than adding sound to the music! The grass whistles, like flutes and clarinets...maybe even that recording flute that you told me about."

"A recorder," he politely prodded.

"Right. That. The birds, animals and insects are all the singers. Even the background singers!" she started, only to be prodded, again.

"Backup singers, Lana."

"Well, OK, Daddy. What do you hear?" she wanted to know.

"If I heard it like you? Well, I'd actually say the insects are more like strings. No, Sweetheart, not the kind of strings you tie. Orchestral string instruments. The way the sounds thrums? That's the vibration of the string, when strummed, plucked, or bowed—you know, when the player sort of saws the wood and horsetail across the string? That's what makes the sound, plus the way the player strokes and pushes on the string, towards the end of the string, at the same time.

"When the rain falls, that's an indigenous drumming circle. All different sizes and all different sounds. Especially, if there's thunder involved!

"Does that help?" He asked the lovely girl now seated in his lap.

"Oh, Daddy, you *do* hear it! Mommy will be so proud! She said that you two don't hear the music, the way that I do." Her father had to catch her, before she went charging into the house.

"Lana-dragon-lady. Mom was right. We don't hear it the way that you do. You hear it without trying. I have to sit quietly and concentrate in order to hear it. Your mother is somewhere in between you and me."

As Lana stated that she didn't understand, he explained that it might be because sometimes grown-ups forget to listen to the world around them, or to see its wonders, for that matter. Sometimes, they never could. As frightening as that may have sounded, he explained that the differences are what make Life so fun: you never knew what was coming, even when you did! Besides, those differences help us to learn from each other, and to learn many new things. After all, that was one of the reasons their family was so very extra special: they were different, and they embraced it. Music was simply a part of that.

Can *you* hear the music?

Young Pagans

By: TristA

Music Superstitions

There are many superstitions that surround music. Take a look at some, below, and see if you have heard of them or believe that they are true:

Animals that make music are good luck.

Plants grow better when they are allowed to hear music.

You should not celebrate the day before something is finished so singing in the morning means you will be crying in the evening.

The song 'The Three Blind Mice' brings bad luck.

Do your own research to see if you can come up with more. Better yet, pay attention to music and singing to see if you can see some superstitions of your own that surround them.

Chants

A chant is a small rhyme that is set to tones or song. It is usually repeated several times and used for many different reasons.

A chant in honor of Gaia for the day:

*Round and round the Earth is turning
Turning always round to morning
And from morning round to night*

See if you can add a tune to this chant or any other chant you know. You can also use the chant library online at: <http://www.earthspirit.com/mtongue/chtlib/chtlifr.html>

Muses

Add in some images to the pictures on the next page and name the Muses you help create. Calliope is the muse of epic poetry and you can tell that by the writing tablet she carries around. If you notice Clio carrying a scroll you will know that she is the muse of history. Lyric poetry is what Erato is known for and she can be found with a harp-like guitar most of the time. A long flute is carried by the muse of music: Euterpe. The muse of tragedy, Melpomene, wears a mask of tragedy. Polyhymnia who is the muse of sacred poetry wears a veil. The muse with a harp, Terpsichore, is the muse of choral dance and song. Thalia wears a comic mask since she is the muse of comedy. A globe and compass can be found in the hands of Urania, the muse of astronomy.

Young Pagans

By: TristA



Young Pagans

By: TristA

Pan

Pan is mentioned in the Greek pantheon, but his roots seem to have come from the Arcadia. He is the God of many different things, including music. He is said to have played so well that once he even challenged Apollo, to see who could play the best on their instruments.

Once, Pan fell in love with the daughter of the river god. He waited for her, as she returned from the hunt one day, to talk. She ran when she saw him and didn't want to listen to anything he had to say. He continued to follow her until she came upon her sisters, who immediately turned her into the reed by the waters. Pan wasn't sure which reeds she was so he just grabbed some and made them into a flute. The flute, to this day, is called the Pan flute. He keeps the flute with him at all times so she will be close to him always.

Make Your Pan Pipes

Supplies:

8 fat milkshake straws	6 wide craft sticks
Clay	Double sticky tape
Scissors	Ruler

Directions:

Cut straws into the following centimeter lengths: 17.5, 15.5, 13.5, 12.5, 11, 10, 9, 8.5
Flatten out some of the clay and stick one end of each of the straws into it, then twist the straw several times. When you lift, the straw the end should be plugged with the clay.
Lay out the straws on a flat surface, longest to shortest, with the unplugged ends lining up.

Use the sticky tape to put the craft sticks into groups of three, piled on top one another. Put another strip of sticky tape, the length of the craft sticks, on top of one pile of sticks. Place the pile of craft sticks, sticky side down, about 3 centimeters in from the unplugged end of the straws and lightly push until the sticks are stuck to the straws.

Turn the pipe carefully over and repeat on this side with the remaining stack of craft sticks.

To play your pan pipe simply line up the top of the unplugged straws with your bottom lip and lightly blow across the straws. Practice playing different tunes and even make some of your own.

Young Pagans

By: TristA



God/Goddess Section

By: TristA

Bran

Bran is the Celtic god of music; however, not much is written about him concerning music. We have included Taliesin also for this pantheon.

Taliesin

The Celtic god Taliesin is the patron of the bards. He is a great poet and is said to have freed his father's hands from chains by singing a special song.

Apollo

Apollo is the god of music for both the Roman and Greek pantheon. He is usually pictured with the Lyre. He is the leader of the choir of the muse's. Songs sung in honor of Apollo are called paeans.

Apollo's Musical Challenge

Athena invented a musical device but decided to throw it away because she didn't like puffing her cheeks out, this was the first flute. Phrygian was the first one to pick it up and play a song on it. Phrygian thought he was so good at it that he decided to challenge Apollo to a musical duel. Phrygian played well, even better than Apollo in the first round. Apollo then made a request that in the second round they play their instruments upside down which Phrygian could not do and he lost the battle. For punishment Phrygian was hung upside down while tied to a tree, but, the gods felt sorry for him and turned him into a stream.

Prayer to Odin

by: Michaela Macha @ [Odin's Gift](#)

Hail to you, Odin, you who wear so many masks.
Seeker, I seek you. Hear my prayer.

- This poem is in the [Common Domain](#) and may be freely distributed provided it remain unchanged, including copyright notice and this [License](#) -

Brage

Brage, aka Bragi is the Norse god of music and poetry. His father, Odin, is also the god of poetry so he must have inherited some of his talent from his father. Brage is always pictured with a harp while sitting in the great hall of Valhalla.

Kokopelli

Kokopelli is a god of music in the Native American pantheon. He is known for dancing and having fun most of the time. It is said that he traveled from village to village changing winter to spring and that he melted the snow and brought rain for a successful harvest. The hunch on his back depicts the sacks of seeds and songs that he carries. He is always found with a flute in his mouth and his music can be heard in the spring breeze as it brings warmth to the world.

Hathor

Hathor is the Egyptian goddess of music. Hathor's sacred instrument is the sistrum, or rattle, which she carries with her most of the time. On the first day of the New Year she makes known her image and with singing and dancing welcomes the new day.

Divination: *Drum Divination*

Throughout time the drum has been used for divination purposes. Today it is still being used by many different cultures and religions. Drum divination requires a certain kind of drum and stick, according to the actual type of drum divination you are doing. For the reading to be correct an item to place on the drum is needed; dirt, seeds, grass, smudge, etc... A Divinist's drum are very sacred and usually hand decorated. No one should touch another persons' divination tools especially a divination drum.



Drum Divining

Using a drum for divination is not that complicated, yet it is known as very accurate. Below is some information as well as the procedure of Drum Divining.

- Where you do the divination is very important. It is recommended to do it outdoors and in the same place each time.
- You begin by meditating on your question. Be sure to do enough meditating that your mind is clear and the exact words of the question have been carefully planned.
- When the question is clear in your mind, take the seeds in your right hand and drop them from about 6" away onto the drum which is to be held in your left hand. It is said that in the past the exact number of seeds to use was 21. Do not worry if not all of them make it onto the drum.
- Take 3 deep breaths and ask your question out loud.
- Tap in the middle of the drum using your stick or hand if you don't have or want a stick. The seeds will jump around and that is fine, the drum itself is to be held firm and free of movement.
- You read where the seeds end up to determine the answer to your question. This will be different according to the actual type of divining you are doing.
- It is important to only ask the drum serious questions.
- Do not re-ask a question when drum divining. If a question is asked for the second time the answer is sure to be incorrect and you will sit a mistrust or not serious mood to the drum causing it to not work anymore.

Make a Drum

A lot of drum divination is done on what is commonly known as a bodhran drum. It is said that the ancient Celts and Hungarian Witches used this type of drum for their divination, just to name a few. A real bodhran drum is made from cut wood on Whitsunday and covered with an animal skin. The drum itself is thin and may resemble a tambourine.

Here is an easy way to make your own bodhran drum:

Materials:

- Wooden hoop 8-12" in diameter (ex. Deep (1" or more) crochet hoop)
- Canvas large enough to drape over all sides of the hoop
- Small tacks

Instructions:

Wet the canvas good but where it isn't dripping. Take the hoops apart and stretch the piece of canvas over the smaller one. Put the larger hoop on top and lock the canvas in place. Use your hands to pull the canvas tighter to where the shape is firm but the hoop itself is not bent. Use the tacks to go through the wood and canvas to assure it stays in place. Allow drum to dry then draw the indicators (according to the style of drum you are making).

* * When using the drum for divination you will need a large supply of seed (preferably thorn apple) and a ritual hammer, piece of fallen branch, or just use your hands.

Watch an actual Shaman doing drum divination:

<http://www.youtube.com/watch?v=jywFbPZ3I4M>

Middle Magick

By: Pandora

Tarot: 2 cards, for the price of one

Hello my lovelies! Well, this month, I'll be discussing 2 tarot cards: one from the Major Arcana and one from the Minor Arcana. (I do believe this is the *first* Minor Arcana card, to date.) We'll be talking about the Lovers Card and the 2 of Cups. While these may seem identical, related, and completely off-base with each other, simultaneously, we'll see that they're none of the above....and yet! We'll see how they're all of the above, too, depending on the context of the reading, as usual!

Now that I've gotten you properly confused, we can start! What? I deserve to make it fun for me! Plus, in all honesty, letting go of your mental grip on the 'concrete' world can sometimes actually help you do better readings. It's one of the reasons many readers meditate, in some form or fashion, before readings. But, that's another day.

The Lovers: I know, you probably think that I should have written about this card in February. WRONG! It has almost nothing to do with romance, and absolutely everything to do with choices. Choices that leave you standing at a fork in the road, unsure of which path to take. Sounds like a familiar poem, doesn't it? Alas, unlike that poem, the choice of which path to choose is not always so simple and evident.

Typically, this card shows up when there is a major decision to be made. Perhaps the person who's reading this shows up in, is already aware of that fact. For my purposes, we shall call this person "Shannon", and for no particular reason than I've known males and females with the name. Perhaps Shannon is trying to avoid making a difficult decision. Perhaps Shannon is choosing to be blind to the fact that a decision truly must be made. Or perhaps Shannon hasn't yet reached sight of the fork in the road, and is simply making the way along the path. The answer to all of these 'perhaps' is likely in the cards surrounding this one. As always, the other cards lend clarity.

Reversed, the Lovers point towards someone making the wrong choices. Often, these wrong choices show Shannon is being/has been dishonest. With the Self or with others, well that depends on the situation in the cards. Many times, this is where the Lovers lean towards relationship matters. Is someone cheating? Is Shannon staying in a relationship that they're not really a part of, anymore? Is Shannon aware that the other half of the relationship isn't there, but Shannon stays, saying that things will get better? Lying to yourself is one of the easiest and, ultimately, the worst offense one can commit. Staying in a relationship that no longer offers anything, and lends itself towards feelings of less-than-happiness is, quite simply, unhealthy. It's an unhealthy choice. Just keep in mind that there's a big difference between moments of unhappiness, and having no chance of happiness in the current situation. *That*, as much as any other reason I could ever give you, is why you absolutely *must* look at, at truly see the entirety of the message the cards—all of them—are telling.

2 of Cups: Nope, it has nothing to do with thirst. But, then again, I'm sure you figured that one out, a while ago, right? In all actuality, the 2 of Cups is the card most associated with Love and/or Relationships. Shannon would be quite happy to see this card appear Direct, in a reading. Of course, the surrounding cards portend a more complete picture, but it's always a positive thing to see this card turn up. Hopefully, it's something Shannon wants to know about. But, even if it's not (perhaps it's about Shannon's partner's fidelity and the Lovers showed up, too, only Reversed) what Shannon wants to hear, you have to find *some delicate way* of telling the story as it lays before you. You see? A 'positive' card may not have the answer Shannon was hoping for... That's why it's up to you to see the entire picture.

Reversed, the 2 of Cups stikes hard at the area of infidelity. Typically, this refers to relationships, but it could also have to do with how well you're taking care of yourself. Did you stop putting money away for 'SomeDay', or did you start borrowing from it? And keep borrowing? And borrowing? This is a prime example of being unfaithful to yourself, dear ones. So is just getting by in your classes, when you're not even struggling. Yes, I went there! Auntie Pandora cares enough to give you a hard time. Just ask my eldest niece! :)

Anyway, to give you a little more backstory, the Cups, as a suit, represent happiness and—in some instances—psychic awareness. I'm not telling you that they tell you whether or not you're psychic....at times they do, though. *But* the 'court cards' in this suit tend to represent actual persons, often times with some level of psychic awareness, if not multiple levels.

Direct, these cards represent various degrees and meanings of ways we can be happy in Life. Reversed, well, let's just say Depression is a common enemy/ally if we let it.

Also, keep in mind, with every reading, that the story laid out before you is simply a snapshot of where things will lead if Shannon stays on the current path. Nothing is ever written in stone, even for those that truly see the future.
Until next time, Love & Light!

Pagan Teen

By: TristÅ

Personal Instruments

Many of you already own instruments or plan to get one. If your instrument will be used for religious purposes it can become magickal within itself. It is important that you know a little about religiously-used instruments. Use the information below or do your own research on them to assure you the maximum both to, and from, your instrument.

Picking the Kind of Instrument

There are so many instruments that the one to choose may be a problem. It really doesn't matter what one you pick, just that it is one you will enjoy both learning to play and playing. Although any instrument can fit the bill, it is best to choose one that can move around, since it will probably be going from Pagan events and to Pagan meetings on a regular basis.

Which One?

Once you have decided what kind of instrument you want to play there is an issue of which one. This may not be as easy because it won't mean buying the first, best, or cheapest one you see; however, it could mean any of them at the same time.

Because you are using your instrument for spiritual reasons, it is best to make it a mutual agreement to work together, between you and your instrument. For this reason, it would be best to find one that calls to you. Not only does it need to pick you, you need to pick it too, so be sure that you hold it and it feels right to you.

To achieve the best instrument for you and your purpose you may find yourself looking around for a long time. You may even get one that doesn't call to you, just to learn how to play and then, later, stumbling into the right one.

It doesn't matter how it works just be sure that the agreement is there and that a possibility of a bond between you and your instrument can be achieved. Good luck and happy hunting.

Personalizing Your Instrument

Once you have that instrument it will be time to think about personalizing it. This doesn't have to happen right away; when it is time you will just feel it. For some, it will be everything right away, for others it will be something that is done slowly, over time. Personalizing your instrument is a vital part of bonding with it and allowing it to bond with you as well. Below are some ideas on how to personalize your instrument:

Decorate the case or the instrument itself; however, be sure not to change the sound of the instrument while doing so.

Name your instrument something that comes to you while you aren't thinking about it, and comes to while you are playing. This way the name will be something that the instrument agrees with as well. Once named, be sure to use its name often, as it will become part of it and makes it an individual instrument.

Play it often and not always with designated notes or tunes. This may be something that you glide into because, at first, until you bond a little, the urge to play may be small.

Whatever you choose to do to personalize this instrument, be sure that it seems to be something that both you and the instrument wants.

Pagan Resources

There are many Pagan resources for kids, however, they seem to be hard to find. Below is a small list of the ones we found for you to check out. If you know of others or want your own listed here feel free to email us!

PaganMoonbeams@yahoo.com



W. Lyon Martin

artist • writer • storyteller • presenter



roots & shoots



**Grey School
of
Wizardry**



Megan Stories



intelligent info for today's pagan kids...and it's free!

**PAGAN KIDS!
GUIDES**



ANCIENT LIGHT

Challenge for the mind, fun for the hands, joy for the soul

Mystical Evening

Take the time, each month, to have a mystical evening with your family, focusing on our monthly theme. Make this the time that Paganism and modern day meet within your own realm. Involve all members of the family, allowing them to help and gain knowledge, both, with this one day. To get you started on ideas, take a look at some listed below.

Background Music

During your meal be sure to play some Pagan music for your listening pleasure. Don't use just one genre', try different ones. This will show the young ones that they can enjoy Pagan music no matter what their favorite type of music is. Many people think that Pagan music consists only of slow music with nature sounds mixed in, but there is so much more.

Kids Songs

Allow the kids to play or sing their favorite Pagan oriented songs for you. Especially if they made their own instruments this month, it will be a treat for them to perform for you. If no instruments were made you can still form a drum circle by simply turning over cooking pots and beating them with your hands. It is never too late for anyone to learn a new song, even if it isn't that great of a song, it is always fun to learn them together!

Night Music

Summer has the best mixture of weather and nature so take advantage of it. Make your next meal an outside one. Have your food in the evening when the crickets and frogs can be heard to enjoy some natural music. This would be a great add-in for the nature music listed in the Wee Pagan section.

Written Words

Take this time to pick a topic, god, or goddess and work with your teen, or a younger Pagan, to write a song that can be sung on this special evening. The time you spend writing it together will be something they will remember for a long time.

To The Parent

By: TridtÅ

Music Oriented Websites

There are so many sites that can add music and poetry to your life. Below are some that would be great for you and your children to enjoy!

Asatru & Heathen - <http://www.odins-gift.com/index.html>

Chants – http://www.sanfords.net/Pagan_Humor_and_Thoughts/chants.htm

Pagan Songs and Poems - <http://www.ecauldron.net/pagansongs.php>

Mostly Yule Songs - <http://www.joellessacredgrove.com/Carols/carols.html>

Bardic - <http://www.bardicarts.org/siteindex.html>

Do your own research to find more, just know that there are many out there and great quality music, poems, and stories can be found to liven up boring days!

Book Review: Pagan Degrees for Children By: Shanddaramon



The Pagan Degrees for Children is set-up like a checklist of things to be taught to young Pagans with a slight lean towards the Wiccan or Witchcraft path. It goes in a logical order starting from your pre-schooler to pre-teen with a suggested age to finish of 14.

The system is set-up where there are 3 major levels to go through before completion. Each requirement for the level is gone through with a little detail in the book, around one to three pages each. There are also extra categories that can be completed at will in the book (37) to add to the fun.

The book is designed as an alternative to scouts with an award given at the end of each achievement as well as a certificate ending each level. All awards (to become pins) and certificates are offered in the back of the book to copy and use as needed. For a little more money you can buy the companion book which have all awards and certificates ready to pull out and use.

Rating: 4 out of 5 stars.

Info: A wonderful alternative to scouts, great for the solitary to use with kids, nice outline and well thought out. Do not think that this is the only book you will need to educate your child, within it are many book, website, and other resource recommendations to complete requirements.

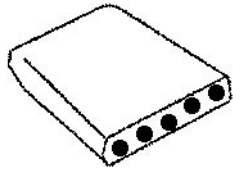
Puzzle Answer

By: TridtÅ


Instrument Test Answers

(Answers from page 2)

Ancient instruments were made of animal parts and wood. Even though they were very simple they had a wonderful sound adding a festive mood to any occasion.



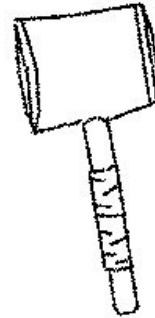
Pan Pipes



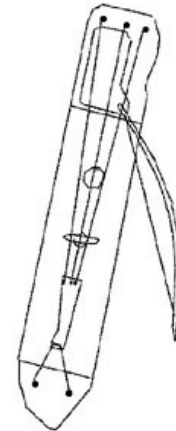
Blowing Horn



Bull Roarer



Rattle



Jouhikko



Gusli



Kantele



Bone Flute